

Pandora HV Battery System

RCM-BS-7.2 / BS-10.8 / BS-14.4 / BS-18.0 /
BS-21.6 / BS-25.2 / BS-28.8 / BS-32.4 /
BS-36.0 / BS-39.6 / BS-43.2 / BS-46.8



**IP65
PROTECTION**



- Max. 50A continuous charging and discharging current

High Performance



- Unique battery heating technology, which is capable to work at low temperature

- Stackable modules, Easy and fast for single person installation.
- Remote diagnosis and update via inverter

Easy installation



- Pre-wired communication cables for plug and play

- 73-479 kWh Wide capacity range

Flexible



- Extendable during lifetime

- Reliable LFP battery cell
- IP65 for both indoor and outdoor installation













Safe



- Cycle life > 6000 times
- Soft start protecting batteries and inverters from a sudden surge



TECHNICAL PARAMETERS

Model	RCM-BS-7.2	RCM-BS-10.8	RCM-BS-14.4	RCM-BS-18.0	RCM-BS-21.6	RCM-BS-25.2
	 2 modules	 3 modules	 4 modules	 5 modules	 6 modules	 7 modules
Nominal Capacity [kWh]	7.3	11.0	14.7	18.4	22.10	25.8
Usable Energy (90% DOD) ⁽¹⁾ [kWh]	6.5	9.9	13.2	16.5	19.8	23.2
Nominal voltage [V]	102.4	153.6	204.8	256	307.2	358.4
Operating voltage range [V]	90-116	135-174	180-232	225-290	270-349	315-406
Recommend Charge / Discharge Current ⁽³⁾ [A]	35					
Max. Charge / Discharge Current ⁽²⁾⁽³⁾ [A]	50					
Nominal Power ⁽³⁾ [kW]	3.5	5.3	7.1	8.9	10.7	12.5
Max. Power ⁽³⁾ [kW]	5.1	7.6	10.2	12.8	15.3	17.9
Depth of Discharge [%]	90					
Communication interface	RS485, CAN					
Dimensions (W×H×D) [mm]	510 x 365 x 508	510 x 365 x 645	510 x 365 x 783	510 x 365 x 920	510 x 365 x 1058	510 x 365 x 1195
Model	RCM-BS-28.8	RCM-BS-32.4	RCM-BS-36.0	RCM-BS-39.6	RCM-BS-43.2	RCM-BS-46.8
	 8 modules	 9 modules	 10 modules	 11 modules	 12 modules	 13 modules
Nominal Capacity [kWh]	29.4	33.1	36.8	40.5	44.2	47.9
Usable Energy (90% DOD) [kWh]	26.4	29.7	33.1	36.4	39.7	43.1
Nominal voltage [V]	409.6	460.8	512	563.2	614.4	665.6
Operating voltage range [V]	360-465	405-522	450-580	495-636	540-695	585-750
Recommend Charge / Discharge Current [A]	35					
Max. Charge / Discharge Current [A]	50					
Nominal Power [kW]	14.3	16.1	17.9	19.7	21.5	23.2
Max. Power [kW]	20.4	23.0	25.6	28.1	30.7	33.2
Depth of Discharge [%]	90					
Communication interface	RS485, CAN					
Dimensions (L × W × H) [mm]	510 x 365 x 1333	510 x 365 x 1470	510 x 365 x 920 + 510 x 365 x 920	510 x 365 x 1058 + 510 x 365 x 920	510 x 365 x 1058 + 510 x 365 x 1058	510 x 365 x 1195 + 510 x 365 x 1058
Model	RCM-BS-7.2 ~ RCM-BS-46.8					
BMS						
Model	RCM-BM-3.6					
Dimensions (L × W × H) [mm]	510 x 365 x 157					
Weight [kg]	10					
Battery Module						
Battery Type	Li-ion (LFP)					
Battery Module [kWh]	3.6					
Dimensions (L × W × H) [mm]	510 x 365 x 137					
Weight [kg]	33					
Series Box						
Dimensions (L × W × H) [mm]	510 x 365 x 152					
Weight [kg]	8.8					
General Specification						
Installation	Floor stand					
Charge / Discharge Temperature Range [°C]	0 to 53 (charge) -20 to 53 (discharge) -30 to 53 (charge/discharge) (Build-in heating function)					
Max. operating altitude [m]	<3000					
Environment	Outdoor / Indoor (*Please refer to the user manual for installation condition)					
Protection Degree	IP65					
Relative humidity [%]	0-100					
Standard & Certification						
Certification	IEC62619, IEC60730, IEC62040, CE, UN38.3					

⁽¹⁾ Test conditions: 90% DOD, 0.2C charger & discharger @+25 °C⁽²⁾ Max. charge / discharge current may be variant with different inverter models⁽³⁾ Recommend / Max. Charging / Discharging Current* / Nominal / Max. Power*: Recommend / Max. charging/discharging current and Nominal / Max. power derating will occur related to Temperature and SOC.